

3.) FAR No. 5

QUARTERLY REPORT OF REVENUE AND OTHER RECEIPTS  
As of the Quarter Ending December 31, 2014

Department: State Universities and Colleges  
Agency : University of Southeastern Philippines  
Operating Unit : All Campuses  
Organization Code (UACS) : 08-099-00-00000

CLASSIFICATION/ SOURCES OF REVENUE AND OTHER RECEIPTS	UACS Code	REVENUE TARGET (Annual)	ACTUAL REVENUE AND OTHER RECEIPTS AND COLLECTIONS					CUMULATIVE REMITTANCE/DEPOSITS TO DATE			VARIANCE		REMARKS
			1st Quarter	2nd Quarter	3rd Quarter	4th Quarter	TOTAL	Remittance to BTR	Deposited with AGDB	TOTAL	Amount	%	
1	2	3	4	5	6	7	8=(4+5+6+7)	9	10	11=(9+10)	12=(8-3)	13= (12/3)	
<b>C. Off- Budget Accounts</b>													
<b>1. Special Trust Fund (164)</b>													
<b>SERVICE INCOME:</b>													
Registration Fees	4-02-02-010		185,106.00	1,892,579.81	79,138.00	1,852,792.00	4,009,615.81		4,009,615.81	4,009,615.81			
Athletic and Cultural Fees	4-02-02-010		546,591.03	3,342,298.15	185,284.00	3,189,741.04	7,263,914.22		7,263,914.22	7,263,914.22			
Clearance/Certification Fees	4-02-02-010		286,350.00	330,804.00	61,884.00	173,865.00	852,903.00		852,903.00	852,903.00			
Comprehensive Examination Fee	4-02-02-010		19,490.00	-	-	-	19,490.00		19,490.00	19,490.00			
Diploma & Graduation Fees	4-02-02-010		164,182.00	29,077.00	31,501.00	560,570.00	785,330.00		785,330.00	785,330.00			
Library Fees	4-02-02-010		1,525,068.41	13,096,295.38	434,659.05	10,289,478.66	25,345,501.50		25,345,501.50	25,345,501.50			
Medical, Dental and Laboratory Fees	4-02-02-010		280,224.10	1,979,064.76	55,225.00	1,144,610.00	3,459,123.86		3,459,123.86	3,459,123.86			
Transcript of Records Fee	4-02-02-010		228,290.00	662,665.00	199,420.00	215,170.00	1,305,545.00		1,305,545.00	1,305,545.00			
Other Service Income	4-02-02-990		4,238,361.24	18,207,169.48	1,548,659.50	13,856,637.59	37,850,827.81		37,850,827.81	37,850,827.81			
Fines and Penalties	4-02-02-010		2,781.00	351.00	-	-	3,132.00		3,132.00	3,132.00			
<b>BUSINESS INCOME:</b>													
Rent Income	4-02-02-050		100,000.00	-	500.00	1,000.00	101,500.00		101,500.00	101,500.00			
Tuition Fees	4-02-02-010		26,067,643.18	41,609,860.41	12,462,792.85	61,652,793.71	141,793,090.15		141,793,090.15	141,793,090.15			
Other Business Income	4-02-02-990		2,221,391.93	5,392,143.24	3,008,174.13	2,853,340.29	13,475,049.59		13,475,049.59	13,475,049.59			
<b>OTHER INCOME:</b>													
Dividend Income					21,967.23	(21,967.23)	-		-	-			
Interest Income	4-02-02-210		30,537.56	6,573.53	241,178.60	68,443.10	346,732.79		346,732.79	346,732.79			
Miscellaneous Income					200.00	-	200.00		200.00	200.00			
<b>TOTAL FUND 164</b>		<b>191,121,000.00</b>	<b>35,896,016.45</b>	<b>86,548,881.76</b>	<b>18,330,383.36</b>	<b>95,836,474.16</b>	<b>236,611,955.73</b>	<b>-</b>	<b>236,611,955.73</b>	<b>236,611,955.73</b>	<b>45,490,955.73</b>	<b>24%</b>	
<b>2. Fund 163</b>													
<b>BUSINESS INCOME:</b>													
Other Service Income	4-02-02-990			8,554.70	-	(8,554.70)	-		-	-			
Income from Dormitory Operations	4-02-02-130		520,407.00	661,178.00	604,829.00	559,838.00	2,346,252.00		2,346,252.00	2,346,252.00			
Rent Income	4-02-02-050		1,188,369.00	852,728.80	951,501.30	705,946.30	3,698,545.40		3,698,545.40	3,698,545.40			
Other Business Income	4-02-02-990		600.00	17,280.00	15,888.70	-	33,768.70		33,768.70	33,768.70			
<b>OTHER INCOME:</b>													
Interest Income	4-02-02-210		432.09	-	13,381.79	7,400.78	21,214.66		21,214.66	21,214.66			
<b>TOTAL FUND 163</b>		<b>5,969,000.00</b>	<b>1,709,808.09</b>	<b>1,539,741.50</b>	<b>1,585,600.79</b>	<b>1,264,630.38</b>	<b>6,099,780.76</b>	<b>-</b>	<b>6,099,780.76</b>	<b>6,099,780.76</b>	<b>130,780.76</b>	<b>2%</b>	
<b>3. Fund 161</b>													
<b>BUSINESS INCOME:</b>													
Income from Water System	4-02-02-090		47,612.00	50,302.00	45,217.75	54,255.00	197,386.75		197,386.75	197,386.75			
Rent Income	4-02-02-050		109,123.00	147,792.00	141,658.00	140,399.00	538,972.00		538,972.00	538,972.00			
Other Business Income	4-02-02-990		1,433,031.56	1,782,956.33	1,539,433.95	1,244,973.76	6,000,395.60		6,000,395.60	6,000,395.60			
<b>OTHER INCOME:</b>													
Interest Income	4-02-02-210			-	8,362.09	5,116.46	13,478.55		13,478.55	13,478.55			
<b>TOTAL FUND 161</b>		<b>5,140,000.00</b>	<b>1,589,766.56</b>	<b>1,981,050.33</b>	<b>1,734,671.79</b>	<b>1,444,744.22</b>	<b>6,750,232.90</b>	<b>-</b>	<b>6,750,232.90</b>	<b>6,750,232.90</b>	<b>1,610,232.90</b>	<b>31%</b>	

QUARTERLY REPORT OF REVENUE AND OTHER RECEIPTS  
As of the Quarter Ending December 31, 2014

Department: State Universities and Colleges  
Agency : University of Southeastern Philippines  
Operating Unit : All Campuses  
Organization Code (UACS) : 08-099-00-00000


CLASSIFICATION/ SOURCES OF REVENUE AND OTHER RECEIPTS	UACS Code	REVENUE TARGET (Annual)	ACTUAL REVENUE AND OTHER RECEIPTS AND COLLECTIONS					CUMULATIVE REMITTANCE/DEPOSITS TO DATE			VARIANCE		REMARKS
			1st Quarter	2nd Quarter	3rd Quarter	4th Quarter	TOTAL	Remittance to BTR	Deposited with AGDB	TOTAL	Amount	%	
1	2	3	4	5	6	7	8=(4+5+6+7)	9	10	11=(9+10)	12=(8-3)	13= (12/3)	
<b>4. GRANTS/DONATIONS</b>													
DEPED - TTCM/TTCR	2-02-01-050												
WORLDBANK - Transparency Accountability Network	2-04-01-010		983,717.44	275,000.00			5,165,700.00	6,424,417.44	6,424,417.44	6,424,417.44			
DOLE- Youth Entrepreneurship Support	2-02-01-050		159,425.00	1,115,975.00			717,412.50	1,992,812.50	1,992,812.50	1,992,812.50			
PCAARRD - SMARRDEC	2-02-01-050			495,000.00			-	495,000.00	495,000.00	495,000.00			
PCAARRD - Magsasaka Siyentista LED	2-02-01-050		50,000.00	661,112.73	1,180,300.00		342,200.00	2,233,612.73	2,233,612.73	2,233,612.73			
PCAARRD - Mango	2-02-01-050		359,921.00				351,784.48	711,705.48	711,705.48	711,705.48			
PCAARRD - Abaca	2-02-01-050			706,481.00			-	706,481.00	706,481.00	706,481.00			
DCWD - May Bukas ka Bata Project	2-04-01-010			397,986.03			-	397,986.03	397,986.03	397,986.03			
ACIAR - Fusarium Project	2-02-01-050				35,000.00		-	35,000.00	35,000.00	35,000.00			
ACIAR - Mango	2-02-01-050						1,103,831.41	1,103,831.41	1,103,831.41	1,103,831.41			
ACIAR - Banana	2-02-01-050				129,142.94		-	129,142.94	129,142.94	129,142.94			
PCAARRD - Fusarium Project	2-02-01-050				379,727.34		-	379,727.34	379,727.34	379,727.34			
PCAARRD - Fusarium Project 2	2-02-01-050				823,936.00		-	823,936.00	823,936.00	823,936.00			
PCAARRD - Fusarium Project 3	2-02-01-050				1,156,043.00		-	1,156,043.00	1,156,043.00	1,156,043.00			
CHED - HEDF	2-02-01-050				1,913,834.00		-	1,913,834.00	1,913,834.00	1,913,834.00			
<b>Scholarship Grants:</b>							3,000,000.00	3,000,000.00	3,000,000.00	3,000,000.00			
CHED - Scholarship	2-02-01-050		494,500.00		9,490,000.00		6,388,448.50	16,372,948.50	16,372,948.50	16,372,948.50			
CHED - Tulong-Dunong	2-02-01-050				7,910,903.00			7,910,903.00	7,910,903.00	7,910,903.00			
CHED - Pantawid Pamilya Program	2-02-01-050						6,420,000.00	6,420,000.00	6,420,000.00	6,420,000.00			
DOST Scholarship	2-02-01-050		777,726.00										
CIBAC Scholarship	2-02-01-050				870,746.00		40,861.00	1,689,333.00	1,689,333.00	1,689,333.00			
NOGRALES Scholarship	2-02-01-050				540,534.84			540,534.84	540,534.84	540,534.84			
TRILLANES Scholarship	2-02-01-050				518,313.00			518,313.00	518,313.00	518,313.00			
SM Foundation Scholarship	2-04-01-010		43,986.00		575,000.00			575,000.00	575,000.00	575,000.00			
DSWD Scholarship	2-02-01-050				40,610.00			84,596.00	84,596.00	84,596.00			
DCWD Scholarship	2-02-01-050				1,757,794.88		92,915.00	1,850,709.88	1,850,709.88	1,850,709.88			
STEP Scholarship	2-02-01-050		550,098.00				27,897.00	27,897.00	27,897.00	27,897.00			
PLDT-SMART Scholarship	2-04-01-010				631,753.00		51,422.00	1,233,273.00	1,233,273.00	1,233,273.00			
OWWA Scholarship	2-02-01-050			88,174.00	172,777.00			260,951.00	260,951.00	260,951.00			
DOLE ROXI	2-02-01-050				257,497.00			257,497.00	257,497.00	257,497.00			
PHILSAGA MINING CORP.	2-04-01-010				3,912.00			3,912.00	3,912.00	3,912.00			
SAGITTARIUS MINES, INC. (SMI) Scholarship	2-04-01-010				27,525.85			27,525.85	27,525.85	27,525.85			
ACTS-SAMAL FGC Com. Link, Inc. Scholarship	2-02-01-050		134,491.00					134,491.00	134,491.00	134,491.00			
City Government of Panabo	2-02-01-050		9,000.00	22,000.00			40,261.00	40,261.00	40,261.00	40,261.00			
Lifebank Foundation, Inc.	2-04-01-010				19,000.00			50,000.00	50,000.00	50,000.00			
DA-ATI RXI Scholarship	2-02-01-050		8,648.00				169,065.00	169,065.00	169,065.00	169,065.00			
A.O. Fioriendo Scholars	2-02-01-050		13,198.00					13,198.00	13,198.00	13,198.00			

QUARTERLY REPORT OF REVENUE AND OTHER RECEIPTS  
As of the Quarter Ending December 31, 2014


Department: State Universities and Colleges  
Agency : University of Southeastern Philippines  
Operating Unit : All Campuses  
Organization Code (UACS) : 08-099-00-00000

CLASSIFICATION/ SOURCES OF REVENUE AND OTHER RECEIPTS	UACS Code	REVENUE TARGET (Annual)	ACTUAL REVENUE AND OTHER RECEIPTS AND COLLECTIONS					CUMULATIVE REMITTANCE/DEPOSITS TO DATE			VARIANCE		REMARKS
			1st Quarter	2nd Quarter	3rd Quarter	4th Quarter	TOTAL	Remittance to BTR	Deposited with AGDB	TOTAL	Amount	%	
1	2	3	4	5	6	7	8=(4+5+6+7)	9	10	11=(9+10)	12=(8-3)	13= (12/3)	
<b>Scholarship Grants:</b>													
Davaoño USA	2-04-01-010		161,187.00				161,187.00		161,187.00	161,187.00			
Mindanao Association of Water District	2-04-01-010		29,390.00				29,390.00		29,390.00	29,390.00			
Provincial Treasurer's Office- Agusan del Sur	2-02-01-050		13,137.00				13,137.00		13,137.00	13,137.00			
San Miguel Foundation, Inc.	2-04-01-010		106,376.00				106,376.00		106,376.00	106,376.00			
Province of Davao Oriental	2-02-01-050		6,000.00				6,000.00		6,000.00	6,000.00			
Lupon School of Fisheries	2-02-01-050			133,900.00			133,900.00		133,900.00	133,900.00			
<b>TOTAL GRANTS/DONATIONS</b>		<b>17,150,000.00</b>	<b>3,500,800.44</b>	<b>3,895,628.76</b>	<b>28,434,349.85</b>	<b>23,911,797.89</b>	<b>60,142,576.94</b>	<b>-</b>	<b>60,142,576.94</b>	<b>60,142,576.94</b>	<b>42,992,576.94</b>	<b>251%</b>	
<b>GRAND TOTAL</b>		<b>219,380,000.00</b>	<b>43,096,391.54</b>	<b>93,965,302.35</b>	<b>50,085,005.79</b>	<b>122,457,646.65</b>	<b>309,604,546.33</b>		<b>309,604,546.33</b>	<b>309,604,546.33</b>	<b>266,508,154.79</b>	<b>121%</b>	


Certified Correct:

  
**ROLANDO B. ENRIQUEZ**  
Chief Accountant  
Date: February 5, 2015

Certified Correct:

  
**MA. LUISA B. FAUNILLAN**  
Chief Administrative Officer - Finance  
Date: February 5, 2015

Approved by:

  
**PERFECTO A. ALIBIN**  
SUC President IV  
Date: February 5, 2015