




Department: State Universities and Colleges (SUCs)  
 Agency: University of Southeastern Philippines  
 Operating Unit: N/A  
 Organization Code (UACS): 8099000000

Particulars	UACS CODE	Current Year's Accomplishment			Physical Target (Budget Year)				Variance	Remarks	
		Actual Jan.1-Sept.30	Estimate Oct.1-Dec.30	Total 5=3+4	Total 6=7+8+9+10	1st Quarter 7	2nd Quarter 8	3rd Quarter 9			4th Quarter 10
1	2	3	4	5=3+4	6=7+8+9+10	7	8	9	10	11=6-5	12
<b>Part A</b>											
<b>I. Operations</b>											
MFO 1: HIGHER EDUCATION SERVICES	3010000000										
Quantity											
Total Number of Graduates		2231	82	2313	2100	0	2030	0	70	-213	
Quality											
Average Passing % of licensure exams by the SUC graduates/national average % passing across all discipline covered by the SUC		155% (47.61/30.62)	118% (52.46/44.42)	137% (79.54/58.22)	133% (77.23/58.22)	0	148% (45.3/30.62)	0	117% (50.2047/42.91)	-4%	
Timeliness											
% of graduates who finished academic program according to the prescribed timeframe		98% (2192/2231)	98% (80/82)	98% (2260/2313)	99% (2084/2100)	0	99% (2015/2030)	0	99% (69/70)	1%	
MFO 2: ADVANCED EDUCATION SERVICES	3020000000										
Quantity											
Total number of graduates		208	53	261	252	0	240	0	12	-9	
Quality											
% of graduates engaged in employment within 6 months of graduation		100% (208/208)	0	100% (208/208)	100% (211/211)	0	100% (211/211)	0	0	0%	
Timeliness											
% of students who rate timeliness of education delivery/supervision as good or better		99% (794/798)	99% (667/671)	99% (1461/1469)	95% (1323/1388)	0	95% (691/725)	0	95% (632/663)	-4%	
MFO 3: RESEARCH SERVICES	3030000000										
Quantity											
Number of research studies completed		41	3	44	75	32	21	15	7	31	Target reflected in the GAA 2016 was for the total number of completed researches for the last 3 years. Accomplishment in 2015 was the completed researches for that year only. 2014 = 29 2015 = 44 2016 = 75 TOTAL = 148 (As reflected in the GAA)
Quality											
For levels 3-4 SUCs: % of research outputs published in a recognized journal or submitted for patenting or patented		40% (40/98)	14% (14/98)	55% (54/98)	42% (56/132)	17% (22/132)	9% (12/132)	9% (12/132)	8% (10/132)	-13%	
Timeliness											
% of research projects completed within the original project timeframe		41% (41/98)	3% (3/98)	45% (44/98)	100% (75/75)	100% (32/32)	100% (21/21)	100% (15/15)	100% (7/7)	55%	Target reflected in the GAA 2016 was based on the completed researches in the current year only while accomplishment for 2015 was based on the completed researches for the last 3 years.
MFO 4: TECHNICAL ADVISORY EXTENSION SERVICES	3040000000										
Quantity											
Number of persons trained weighted by the length of training		4002	785	4787	4050	725	1136	1235	954	-737	
Quality											
% of trainees who rate the training course as good or better		86% (3442/4002)	86% (675/785)	86% (4116/4787)	88% (3564/4050)	88% (638/725)	88% (999.68/1136)	88% (1086.8/1235)	88% (839.52/954)	2%	
Timeliness											
% of persons who receive training or advisory services who rate timeliness of service delivery as good or better		84% (3400/4002)	91% (716/785)	86% (4116/4787)	88% (3564/4050)	88% (638/725)	88% (999.68/1136)	88% (1086.8/1235)	88% (839.52/954)	2%	
<b>Part B</b>											
<b>Major Programs/Projects</b>											
KRA No. 2 - POVERTY REDUCTION AND EMPOWERMENT OF THE POOR AND THE VULNERABLE											
KRA No. 5 - INTEGRITY OF THE ENVIRONMENT AND CLIMATE CHANGE ADAPTATION AND MITIGATION											

Prepared By:   
 TAMARA CHER MERCADO  
 Director for Institutional Planning  
 Date: 29-Jan-2016

In coordination with:   
 HYACINTH JOY R. YEE  
 Budget Officer III  
 Date: 29-Jan-2016

Approved By:   
 DR. LOURDES C. GENERALAO  
 SUC President IV  
 Date: 29-Jan-2016